



zEnterprise 114
Parts Catalog

GC28-6908-00





zEnterprise 114
Parts Catalog

GC28-6908-00

Note

Before using this information and the product it supports, read the information in “Safety and environmental notices” on page v, “Notices,” on page 41, and *IBM Systems Environmental Notices and User Guide*, Z125–5823.

This edition, GC28-6908-00, applies to IBM zEnterprise™ 114 servers.

Figures included in this document illustrate concepts and are not necessarily accurate in content, appearance, or specific behavior.

There may be a newer version of this document in **PDF** format available on **Resource Link**. Go to <http://www.ibm.com/servers/resourceLink> and click on **Library** on the navigation bar. A newer version is indicated by a lower case, alphabetic letter following the form number suffix (for example: 00a, 00b, 01a, 01b)

© **Copyright IBM Corporation 2011.**

US Government Users Restricted Rights – Use, duplication or disclosure restricted by GSA ADP Schedule Contract with IBM Corp.

Contents

Safety and environmental notices v

Safety notices	v
World trade safety information	v
Laser safety information	v
Laser compliance	v

About this publication vii

How to send your comments	vii
Accessibility	vii

FRU list 1

1	1
2	1
3	1

Catalog section 3

Assembly 1: 'A' frame assembly, covers	4
Assembly 2: 'A' frame assembly, Top Exit	6
Assembly 3: 'A' frame assembly, BPE	8
Assembly 4: 'A' frame assembly, BPA	10

Assembly 5: 'A' frame, assembly, front, node	12
Assembly 6: 'A' frame assembly, node	14
Assembly 7: 'A' frame assembly, node	16
Assembly 8: 'A' frame, assembly, rear, node.	18
Assembly 9: 'A' frame assembly, I/O	20
Assembly 10: 'A' frame assembly, I/O	22
Assembly 11: PCIe Drawer assembly	24
Assembly 12: 'A' frame assembly, options	26
Assembly 13: 'A' frame assembly	28
Assembly 14: 'A' frame assembly, Front, Earth Quake	30
Assembly 15: 'A' frame assembly, Rear, Earth Quake	32

Cable guide 35

Assembly 16: power cords	36
Assembly 17: cable assemblies	36

Appendix. Notices 41

Trademarks	42
Electronic emission notices	42

Safety and environmental notices

Safety notices

Safety notices may be printed throughout this guide. **DANGER** notices warn you of conditions or procedures that can result in death or severe personal injury. **CAUTION** notices warn you of conditions or procedures that can cause personal injury that is neither lethal nor extremely hazardous. **Attention** notices warn you of conditions or procedures that can cause damage to machines, equipment, or programs.

There are no **Danger** notices in this guide.

World trade safety information

Several countries require the safety information contained in product publications to be presented in their translation. If this requirement applies to your country, a safety information booklet is included in the publications package shipped with the product. The booklet contains the translated safety information with references to the US English source. Before using a US English publication to install, operate, or service this IBM® product, you must first become familiar with the related safety information in the *Systems Safety Notices*, G229-9054. You should also refer to the booklet any time you do not clearly understand any safety information in the US English publications.

Laser safety information

All System z® models can use I/O cards such as PCI adapters, ESCON®, FICON®, Open Systems Adapter (OSA), InterSystem Coupling-3 (ISC-3), or other I/O features which are fiber optic based and utilize lasers or LEDs.

Laser compliance

All lasers are certified in the US to conform to the requirements of DHHS 21 CFR Subchapter J for Class 1 or Class 1M laser products. Outside the US, they are certified to be in compliance with IEC 60825 as a Class 1 or Class 1M laser product. Consult the label on each part for laser certification numbers and approval information.

CAUTION:

Data processing environments can contain equipment transmitting on system links with laser modules that operate at greater than Class 1 power levels. For this reason, never look into the end of an optical fiber cable or open receptacle. (C027)

CAUTION:

This product contains a Class 1M laser. Do not view directly with optical instruments. (C028)

About this publication

This Parts Catalog contains listings and illustrations of replaceable assemblies and detailed parts.

IBM has prepared this manual for the use of IBM customer service representatives in the installation, maintenance, and repair of the specific machines indicated. IBM makes no representations that it is suitable for any other purpose.

How to send your comments

Your feedback is important in helping to provide the most accurate and high-quality information. Send your comments by using Resource Link[®] at <http://www.ibm.com/servers/resourcelink>. Click **Feedback** on the Navigation bar on the left. You can also send an email to reslink@us.ibm.com. Be sure to include the name of the book, the form number of the book, the version of the book, if applicable, and the specific location of the text you are commenting on (for example, a page number, table number, or a heading).

Accessibility

This publication is in Adobe Portable Document Format (PDF) and should be compliant with accessibility standards. If you experience difficulties using this PDF file you can request a web-based format of this publication. Go to Resource Link at <http://www.ibm.com/servers/resourcelink> and click **Feedback** from the Navigation bar on the left. In the **Comments** input area, state your request, the publication title and number, choose **General comment** as the category and click **Submit**. You can also send an email to reslink@us.ibm.com providing the same information.

When you send information to IBM, you grant IBM a nonexclusive right to use or distribute the information in any way it believes appropriate without incurring any obligation to you.

FRU list

Use the following procedure to determine the part numbers of the FRUs within a CPC or expansion cage.

1

Ensure that you are logged on the support element in service mode.

On the Support Element workplace window:

1. Open **Task List** from **Views**.
 2. Open **CPC Configuration Tasks** from the **Tasks List** work area.
 3. Open **Groups** from **Views**.
 4. Drag the **CPC** icon (using the right-hand mouse button) and drop it on **View Hardware Configuration** under **CPC Configuration Tasks**.
-

2

On the View Hardware Configuration window:

1. Select the part location from the menu.
 2. Select **Details**.
-

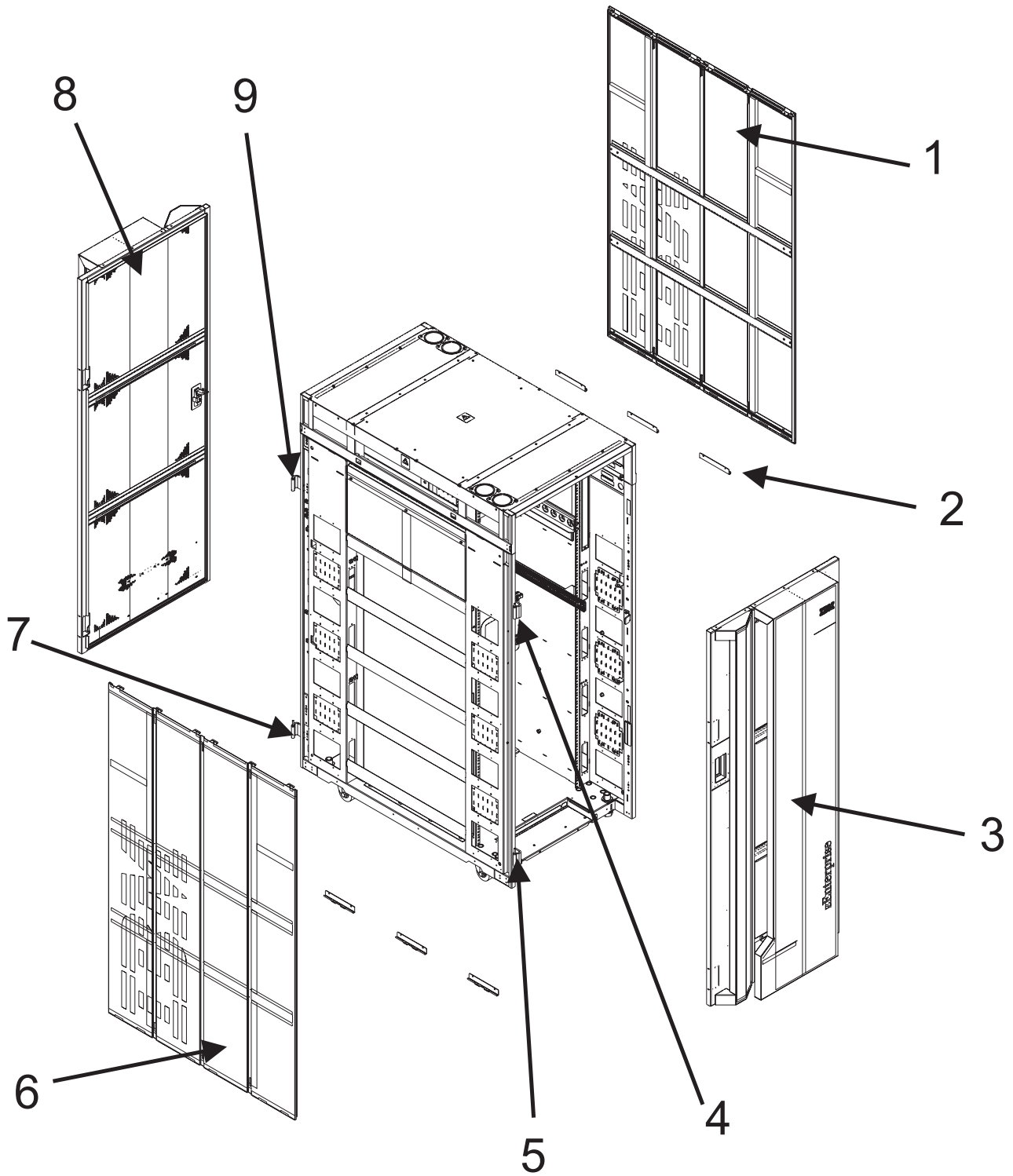
3

The Part Details window shows information about the selected part.

When complete select **OK**.

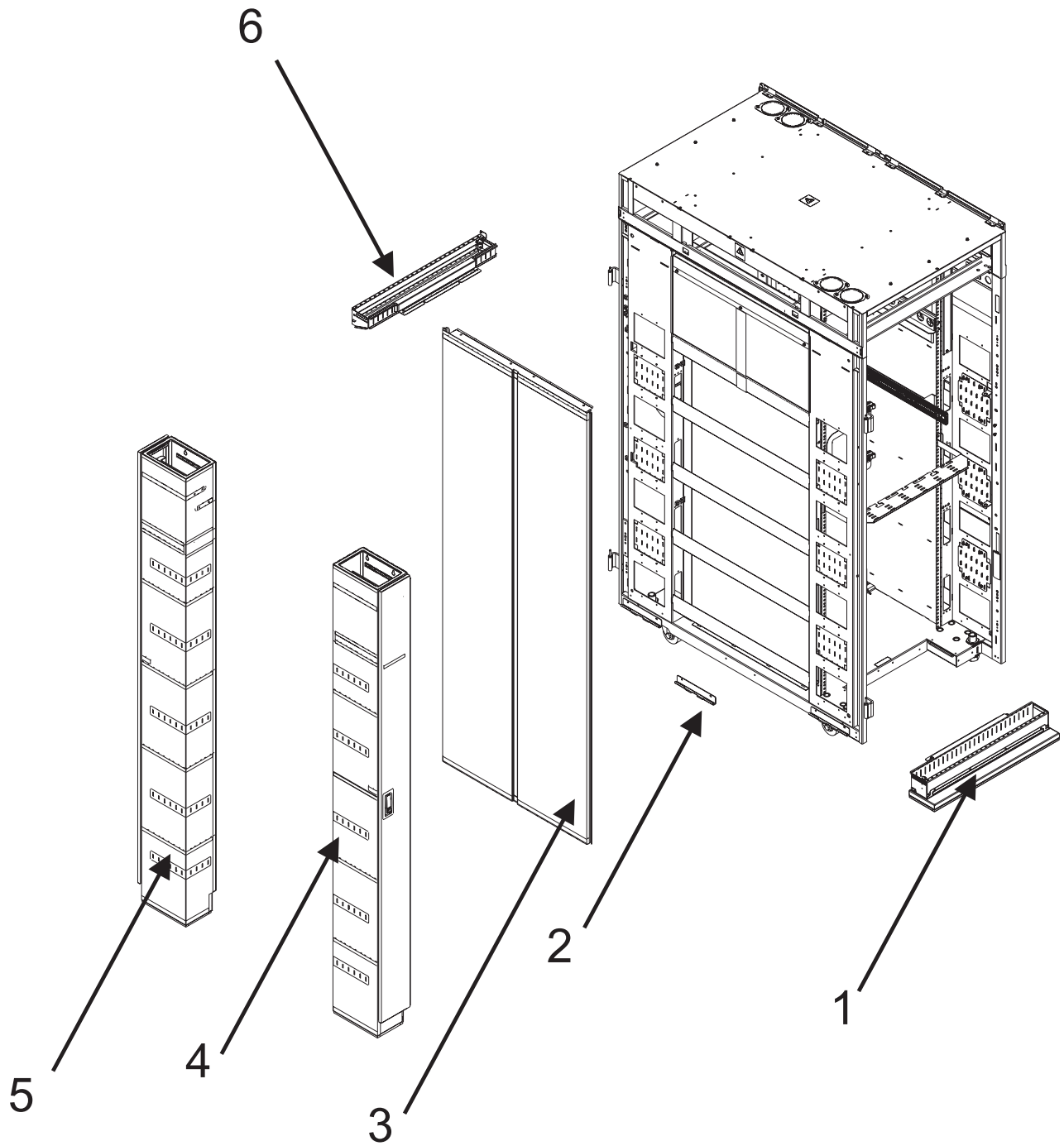
Catalog section

Assembly 1: 'A' frame assembly, covers



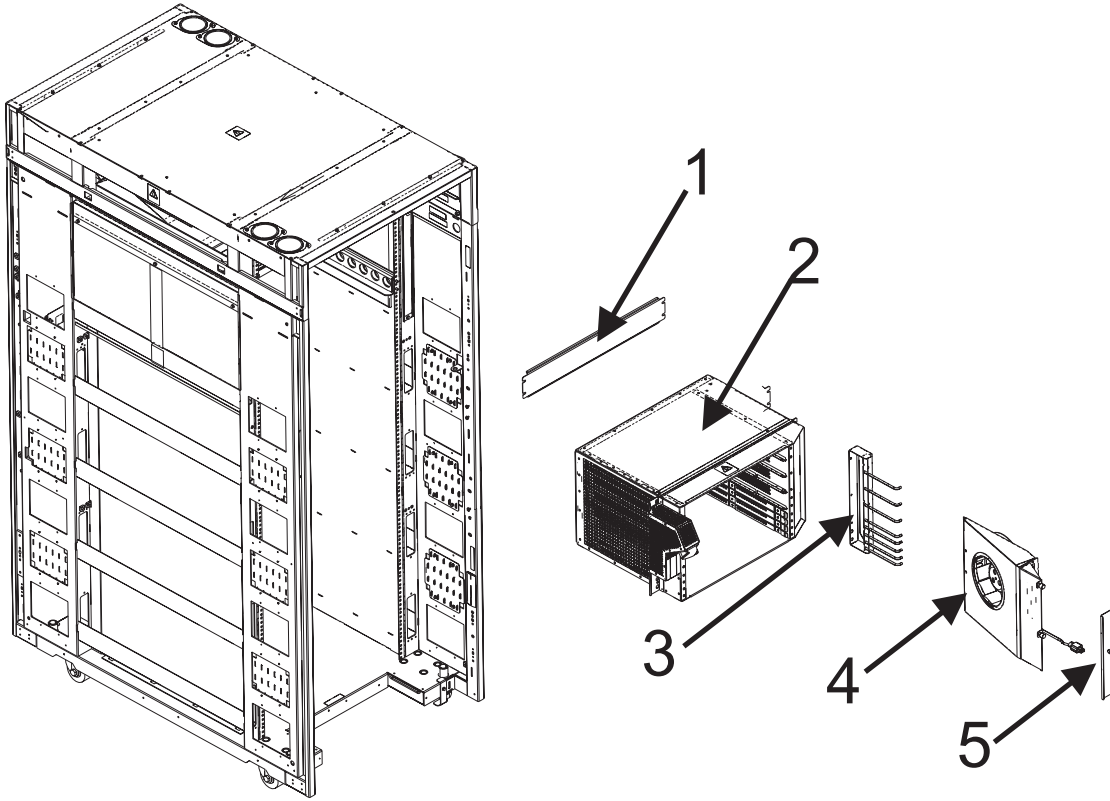
Asm-Index	Part Number	Units	Description
1 - 1	45D3405	1	Cover, Right Side
- 2	42V2119	6	Use 2665525, (6) Screw J Bracket
- 3	46K2704	1	Use 2665528, (12) Screw Cover, Front
- 4	16R1027	1	Hinge, Front, Upper
- 5	16R1026	2	Use 77G0599, (2) Screw Hinge, Front, Lower
- 6	45D3406	1	Use 77G0599, (2) Screw Cover, Left Side
- 7	16R1028	1	Use 2665525, (6) Screw Hinge, Rear, Lower
- 8	46K3688	6	Use 77G0599, (2) Screw Cover, Rear
- 9	16R1029	1	Hinge, Rear, Upper
			Use 77G0599, (2) Screw

Assembly 2: 'A' frame assembly, Top Exit



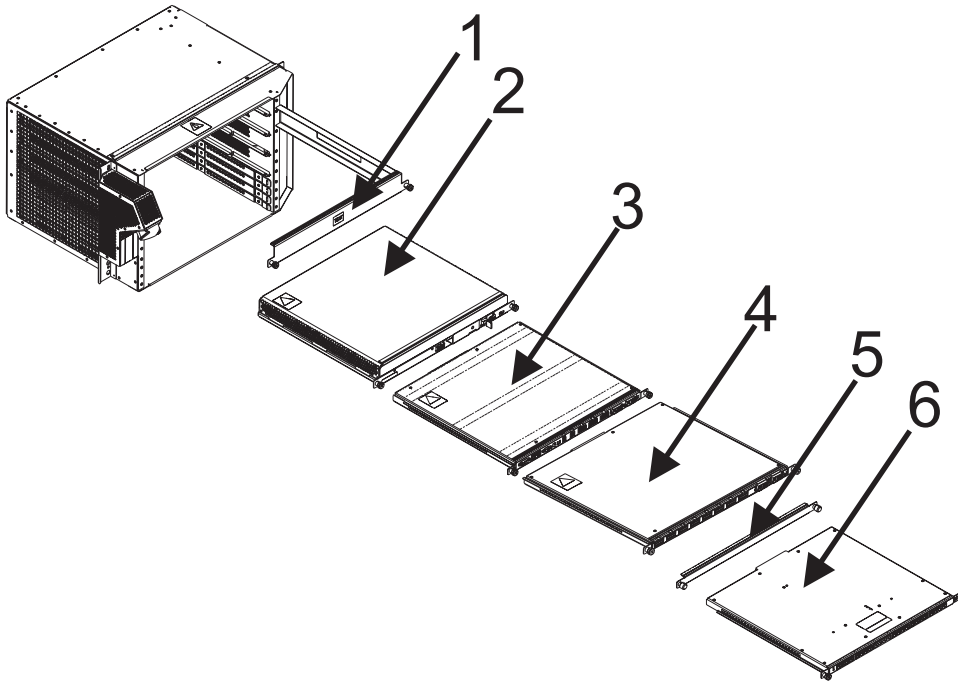
Asm-Index	Part Number	Units	Description
2- 1	45D2286	2	Skirt Assembly, Skirted
- 2	42V2119	2	Use 2665525, (4) Screw, 54G2882, (8) Screw J Bracket
- 3	45D8875	2	Use 2665528, (2) screw Side Cover, Top Exit
- 4	46K3849	1	Use 77G0599, (3) screw Plenum, Right
- 5	46K3850	1	Plenum, Left
- 6	45D3623	2	Skirt Assembly, Non Skirted
			Use 2665525, (4) Screw, 54G2882, (8) Screw

Assembly 3: 'A' frame assembly, BPE



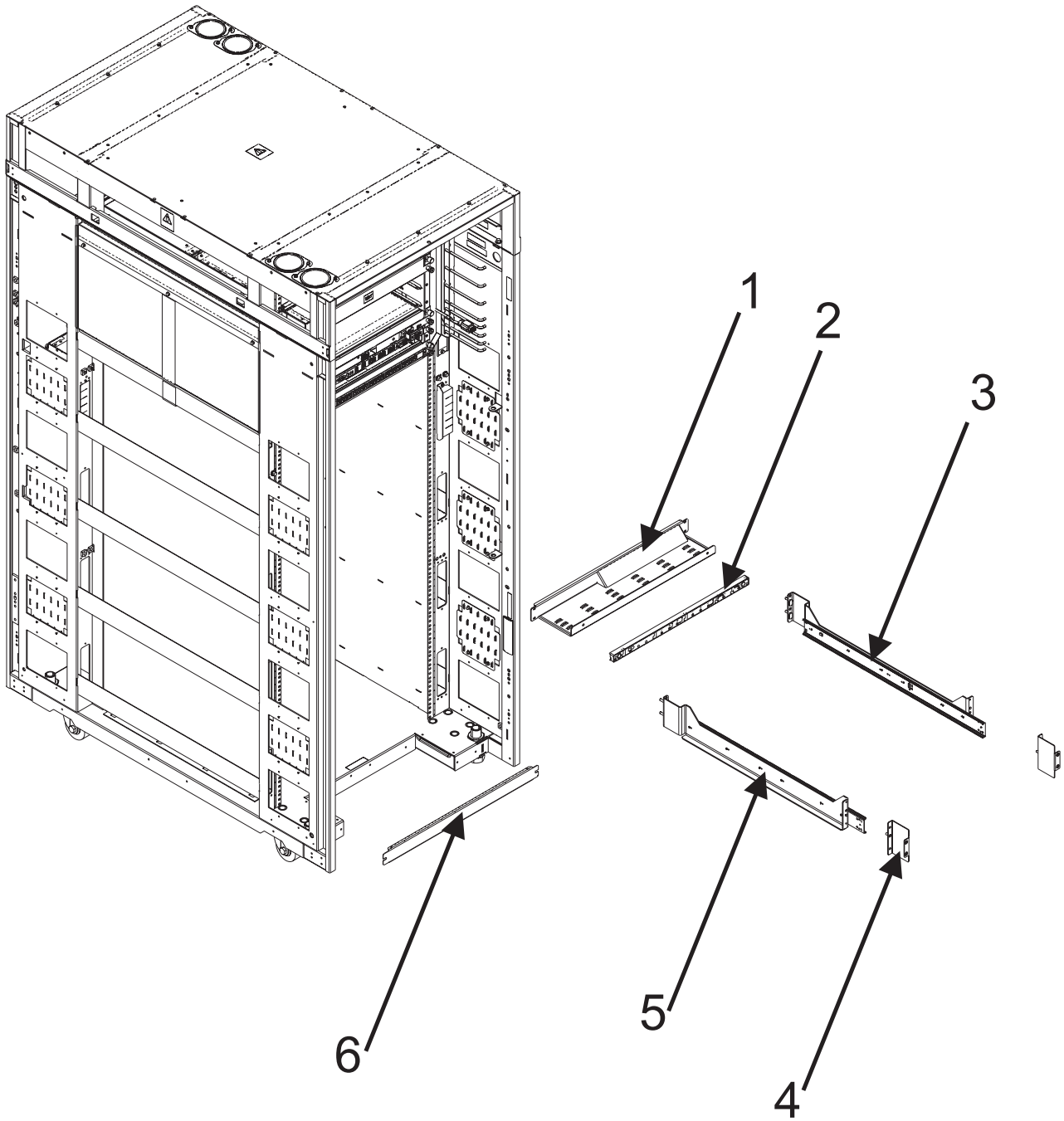
Asm-Index	Part Number	Units	Description
3- 1	16R0027	1	Plate, Foam
- 2	45D8544	2	Use 77G0599, (4) Screw, 74F1823, (4) Nut Clip Bulk Power Enclosure (BPE)
- 3	15R9036	2	Use 77G0599, (2 Left Side) (3 Right Side) Screw, 74F1823, (5) Nut Clip Cable Manage Bracket
- 4	41V2374	2	Use 77G0599, (3) screw Bulk Power Fan (BPF)
- 5	41V2453	1	Fan Cover Plate

Assembly 4: 'A' frame assembly, BPA



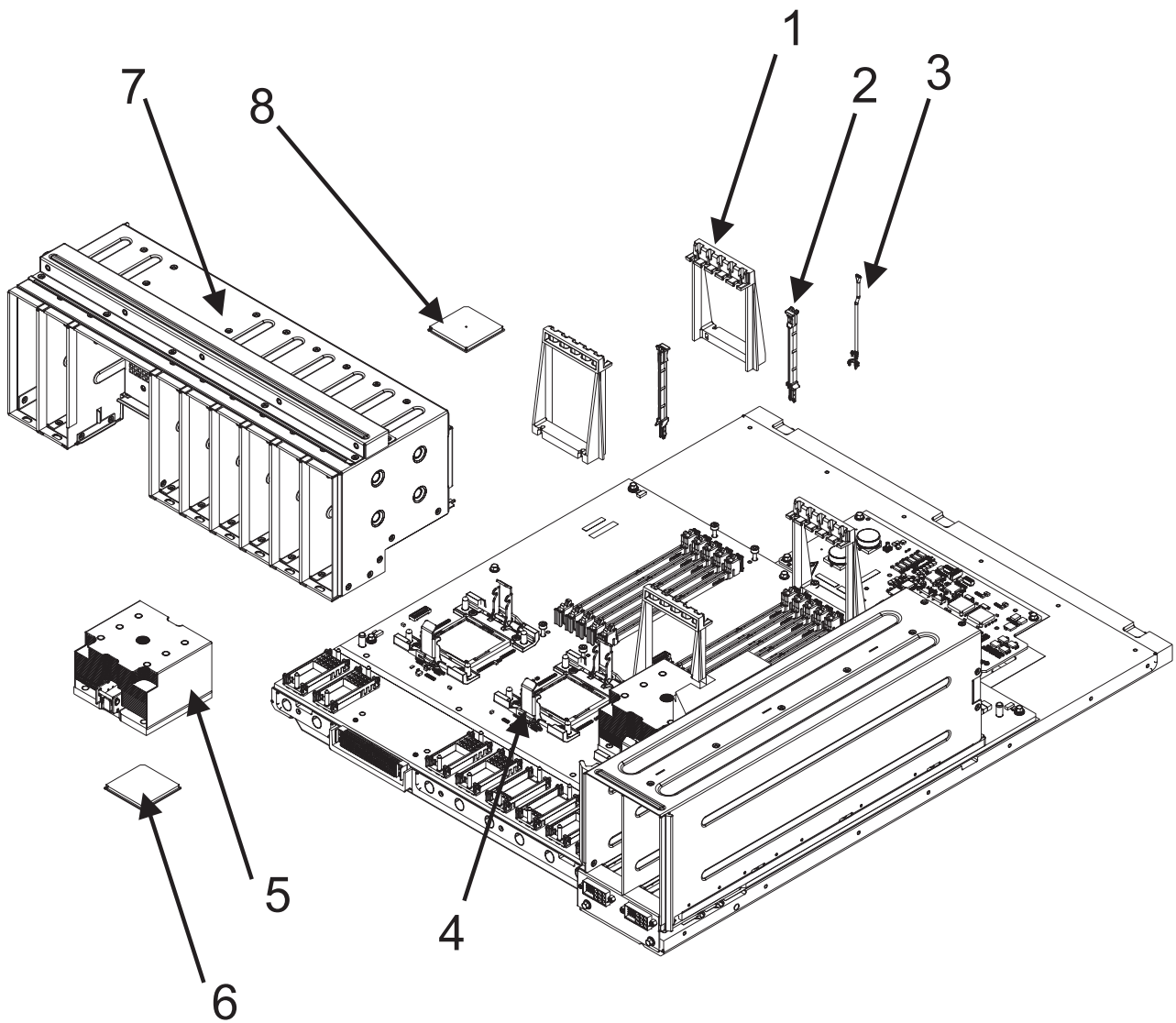
Asm-Index	Part Number	Units	Description
4 - 1	15R7647	AR	Bulk Power Regulator (BPR) - AFB
- 2	45D7780	AR	Use when no BPR BPR-e
- 3	45D4286	2	Bulk Power Controller (BPC)-ez
- 4	45D4285	AR	Bulk Power Distributor (BPD) -gry
- 5	31L8609	2	BPD Air Flow Book
- 6	45D7958	2	Use when no BPD Bulk Power Hub (BPH) -e

Assembly 5: 'A' frame, assembly, front, node



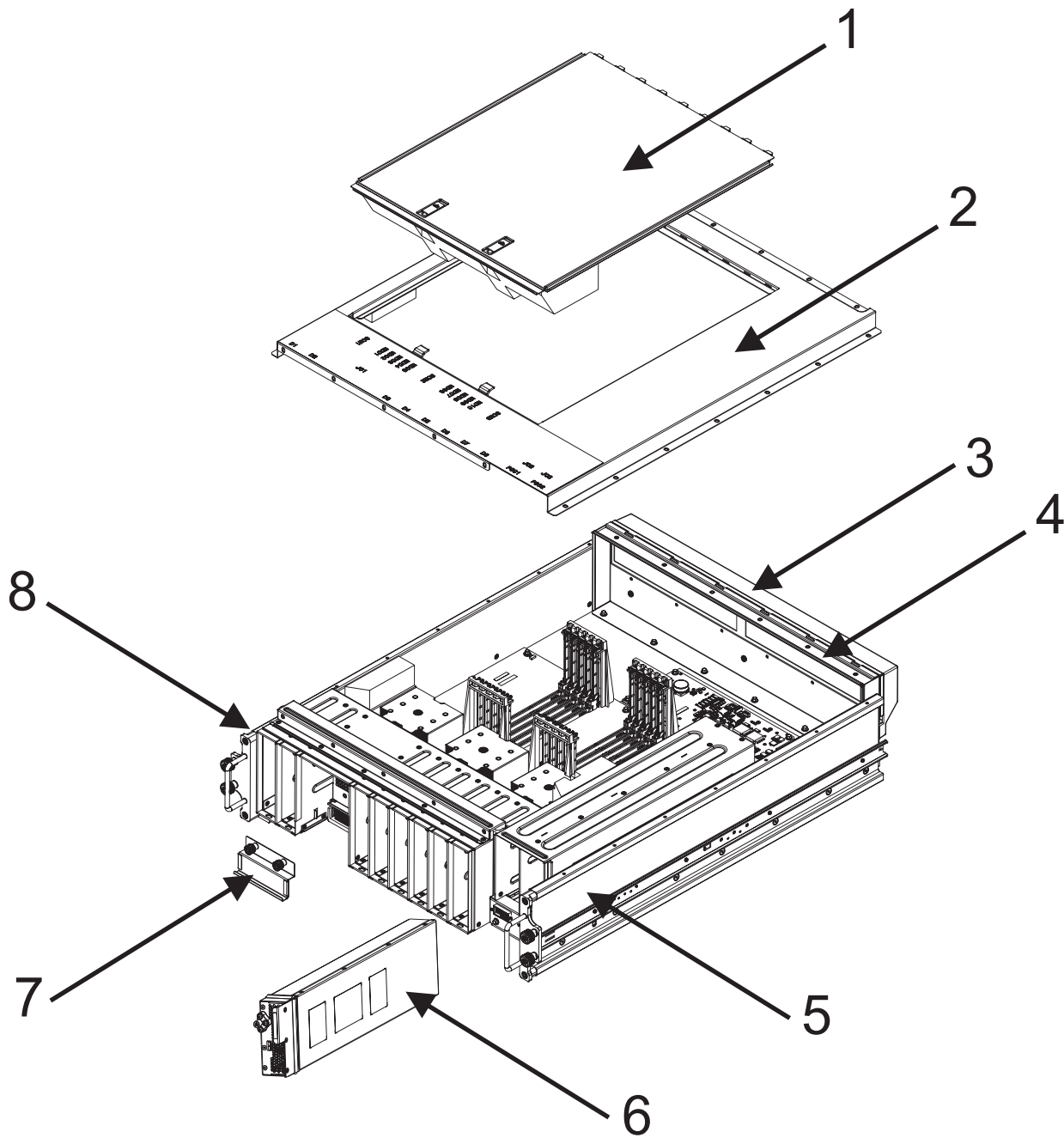
Asm-Index	Part Number	Units	Description
5 - 1	46K2521	2	Dummy Plate Use 77G0599, (4) Screw, 74F1823, (4) Nut Clip
- 2	74Y0091	1	Light Strip Assembly - gry
- 3	45D9718	AR	Rail Assembly, Right
- 4	45D9836	2	Bracket, Mounting Use 77G0599, (4) Screw
- 5	45D9836	AR	Rail Assembly, RLeft
- 6	11L4140	AR	Dummy Plate, 1U
- NS	45D2626	1	Use 77G0599, (2) Screw, 74F1823, (2) Nut Clip EIA Bracket, Left
- NS	45D2625	1	Use 54G2882, (7) Screw, 74F1823, (2) Nut Clip EIA Bracket, Right
			Use 54G2882, (7) Screw, 74F1823, (2) Nut Clip

Assembly 6: 'A' frame assembly, node



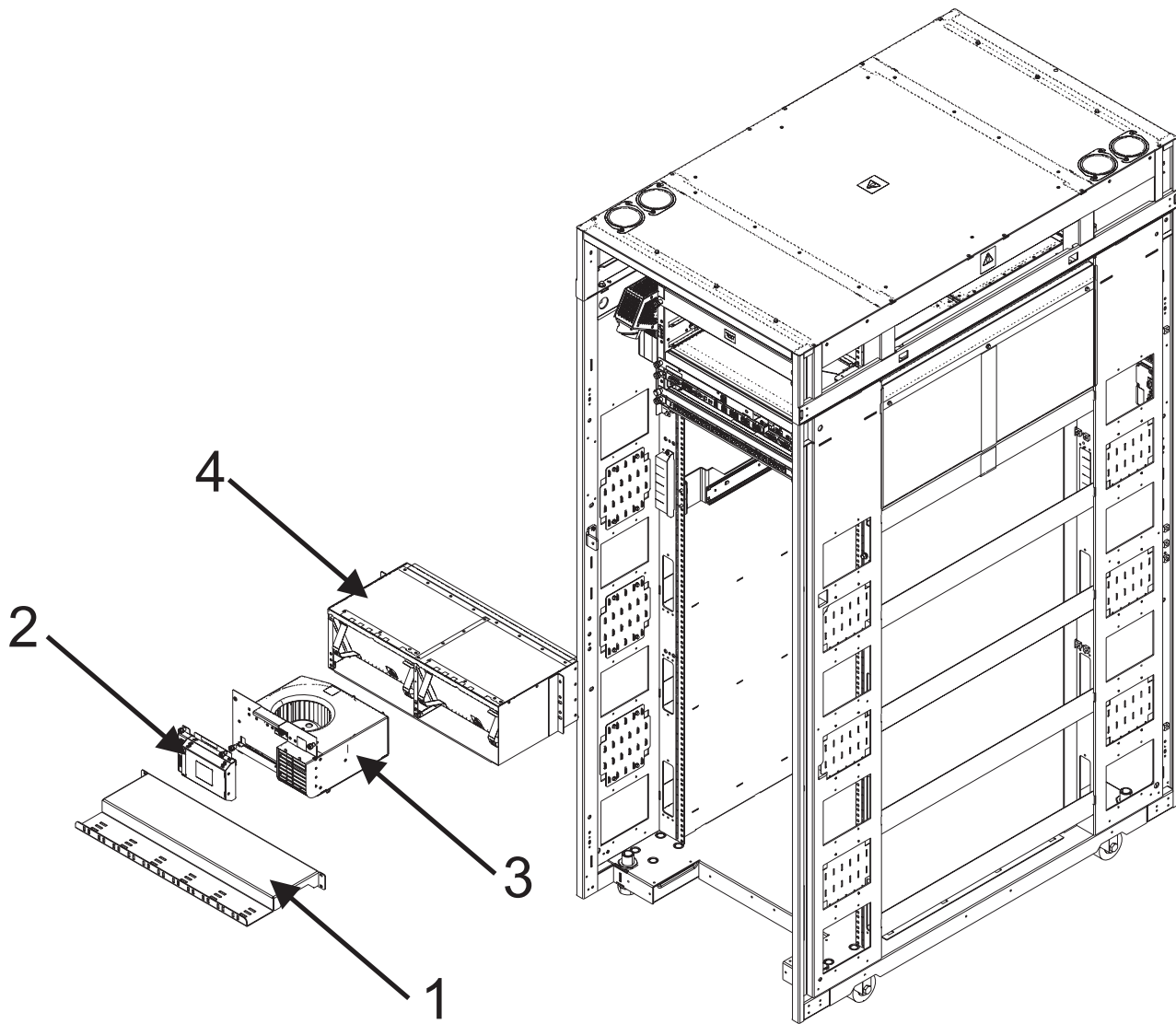
Asm-Index	Part Number	Units	Description
6 - 1	45D9709	4	Memory Support Guide
			Use 15R9261 (8) M4 Captive Support Screw
- 2	74Y7602	20	Actuator Arm
- 3	44V8628	10	Lightpipe
- 4	74Y8206	6	Load Frame Assembly
			Use 42R5161 (12) Screw
- 5	46K5409	3	Heatsink Assembly
- 6	69Y7278	1	Module Assembly, SC
-7	45D9705	1	I/O Enclosure Assembly
-8	69Y7276	2	Module Assembly, CP

Assembly 7: 'A' frame assembly, node



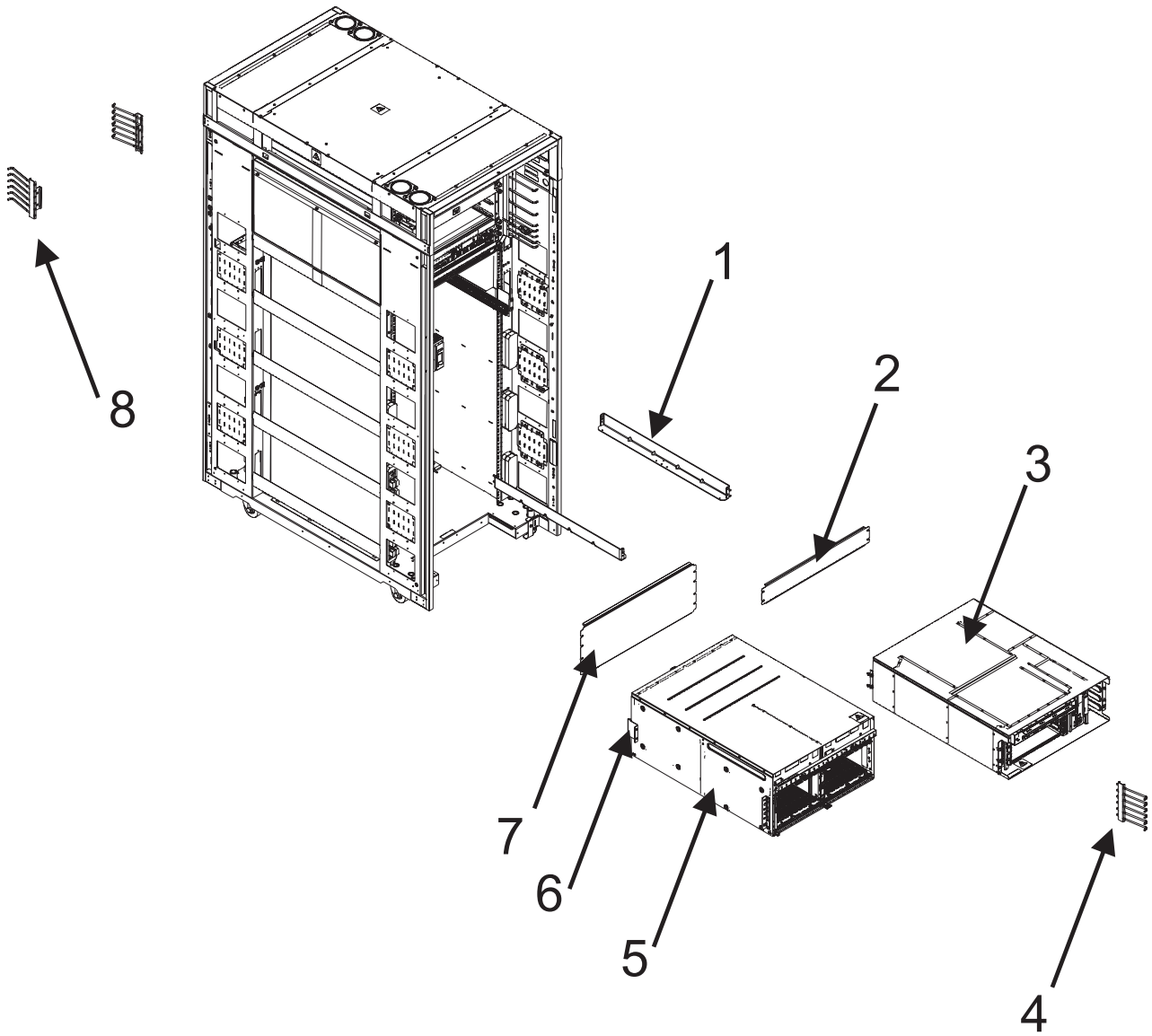
Asm-Index	Part Number	Units	Description
7 - 1	45D9712	1	Access Cover Assembly
- 2	45D9711	1	Top Cover Assembly
			Use 45D4257 (25) Screw
- 3	74Y0672	1	Protective Cover
- 4	45D9713	1	Bracket, EMC
			Use 45D4257 (6) Screw
- 5	46K3870	1	Wall Assembly, Right
			Use 39J3215 (3) Screw
			Use 45D9801 (7) Screw
- 6	74Y0432	2	DCA - mr
-7	46K3690	1	Bracket, SMP Filler Cover
-8	46K3872	1	Wall Assembly, Left
			Use 39J3215 (3) Screw
			Use 45D9801 (7) Screw

Assembly 8: 'A' frame, assembly, rear, node



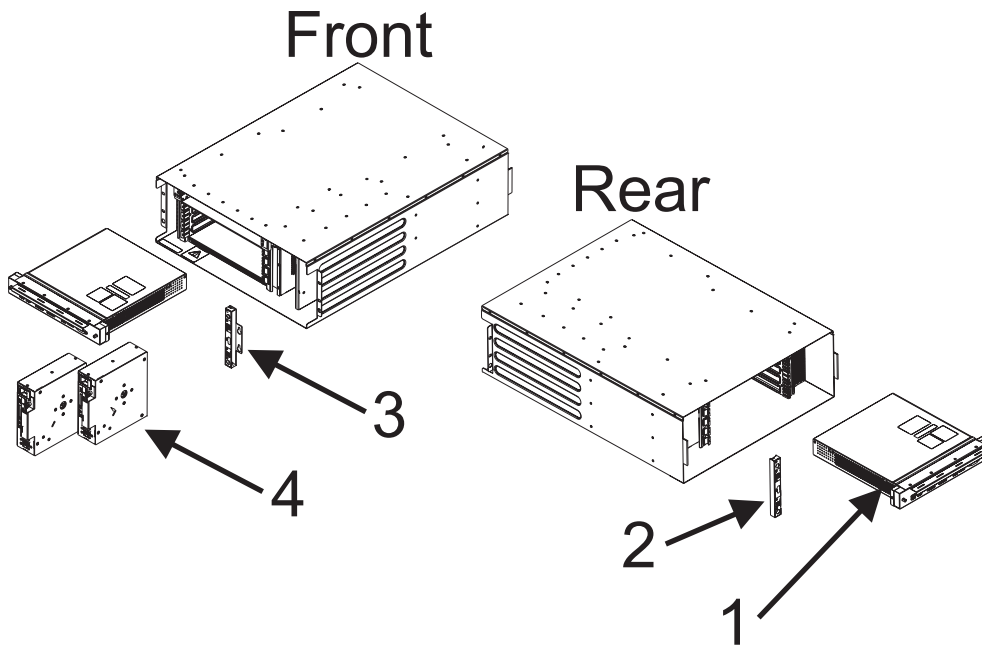
Asm-Index	Part Number	Units	Description
8 - 1	46K3957	1	Shelf, Rear Use 77G0599, (2) Screw, 74F1823, (2) Nut Clip
- 2	45D5059	2	MDA - mr
- 3	41V2577	2	Blower Assembly, MSA - 10.5
- 4	46K3817	1	AMA Assembly Use 77G0599, (6) Screw, 74F1823, (6) Nut Clip

Assembly 9: 'A' frame assembly, I/O



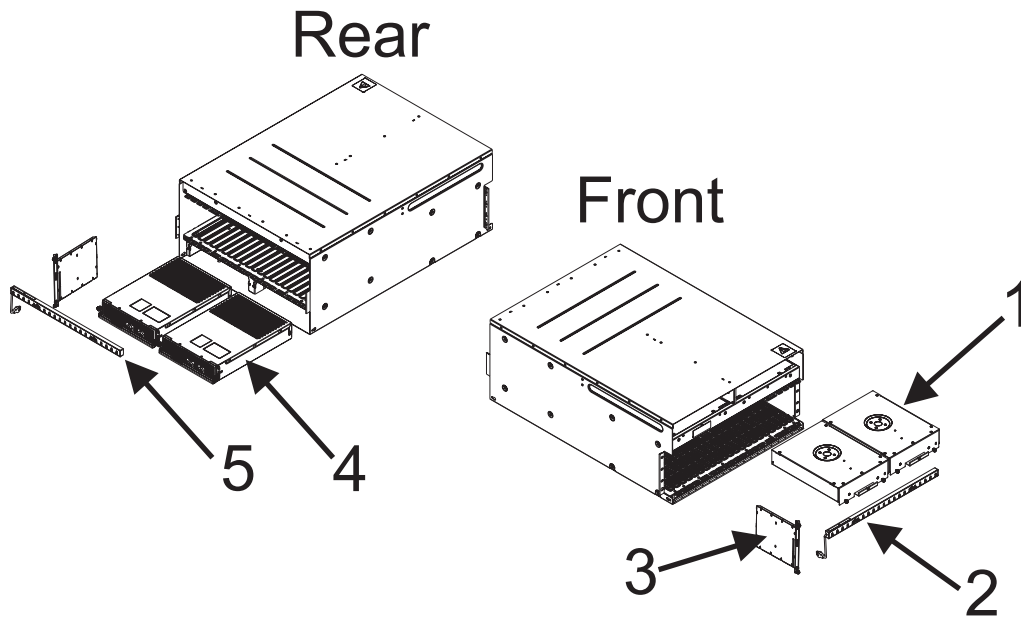
Asm-Index	Part Number	Units	Description
9 - 1	07H5247	AR	Rail Support
- 2	16R0027	AR	Use 77G0599, (4) Screw Dummy Plate, 2U
- 3	45D9410	AR	Use 77G0599, (4) Screw, 74F1823, (4) Nut Clip I/O Cage
- 4	74Y0883	AR	Use 77G0599, (8) Screw, 74F1823, (8) Nut Clip Bracket, Cable, Front
- 5	46K3755	AR	PCIe Cage
- 6	45D7493	AR	Bracket, Mounting
- 7	45D2884	AR	Use 77G0599, (4) Screw, 74F1823, (4) Nut Clip Dummy Plate, 5U
- 8	74Y0882	AR	Use 77G0599, (8) Screw, 74F1823, (8) Nut Clip Bracket, Cable, Rear

Assembly 10: 'A' frame assembly, I/O



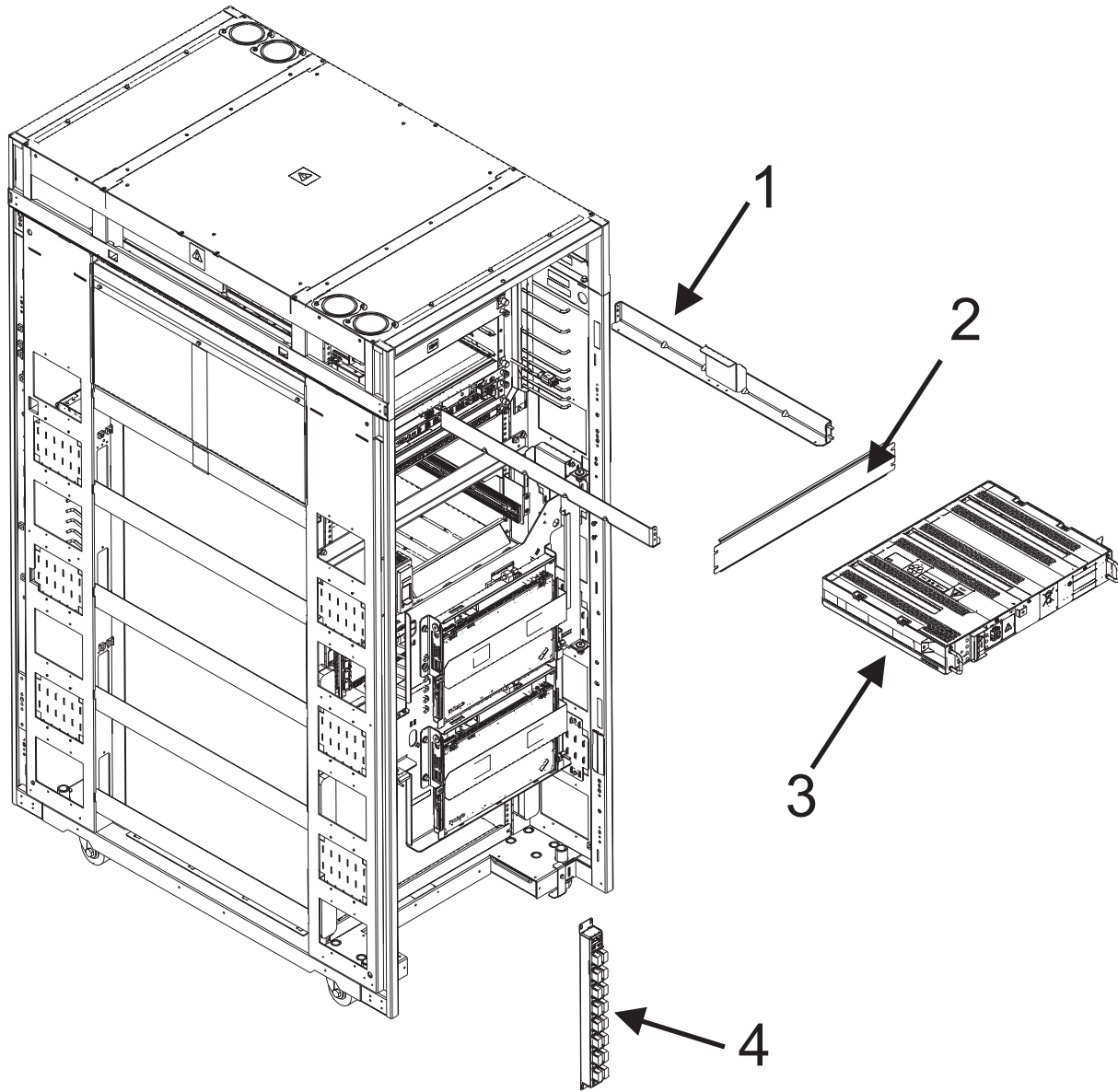
Asm-Index	Part Number	Units	Description
10 - 1	45D3922	2	Distributed Converter Assembly (DCA)- cy
- 2	45D2789	2	Light Strip Assembly, Rear
- 3	45D2761	3	Light Strip Assembly, Front
- 4	12R8288	AR	Motor Scroll Assembly (MSA)-cy

Assembly 11: PCIe Drawer assembly



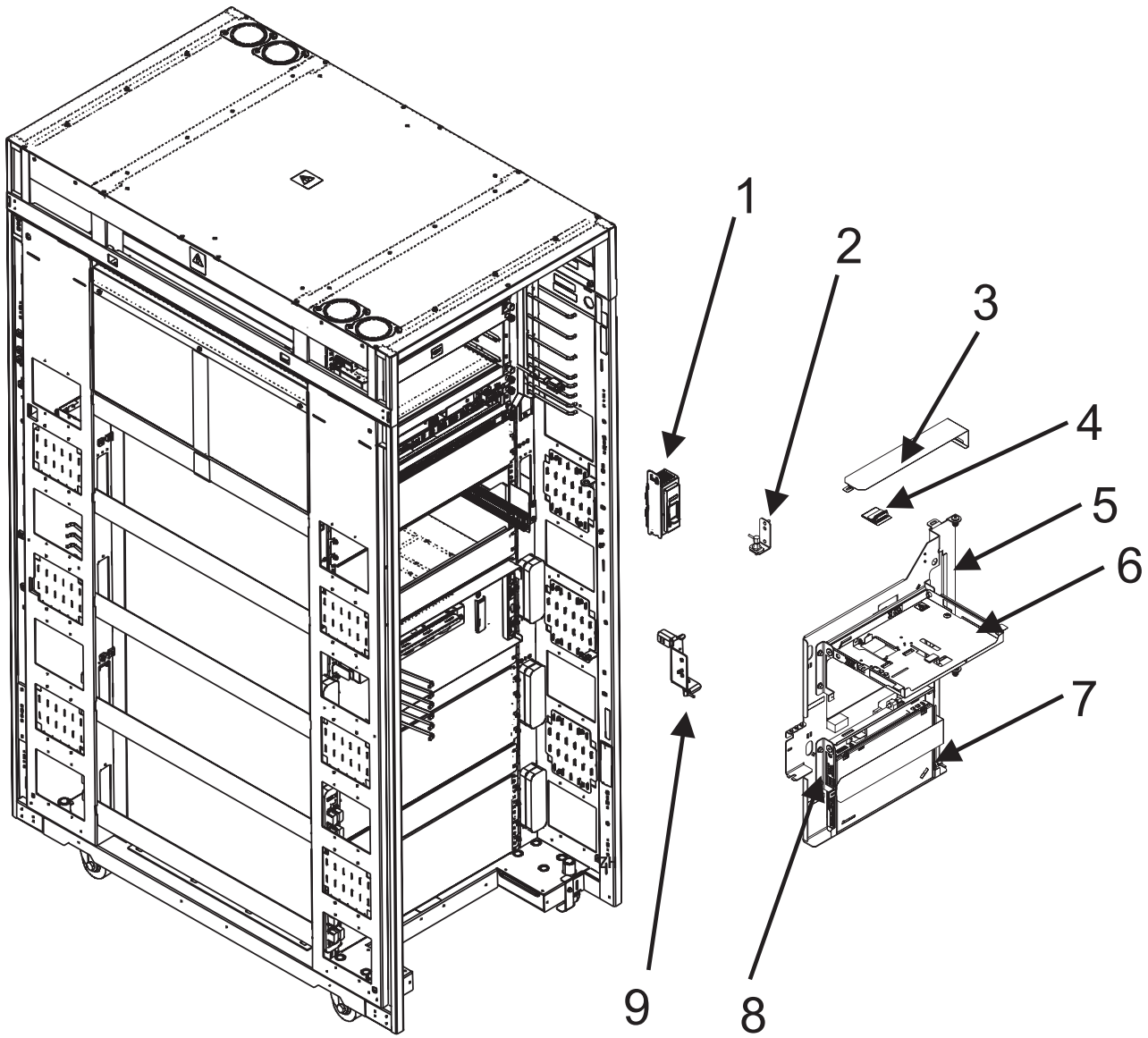
Asm-Index	Part Number	Units	Description
11 - 1	74Y0436	2	MSA-sn
- 2	45D7200	1	Light Strip Assembly, Front
- 3	45D7197	2	LSA-sn, Connection Card
- 4	46K3422	2	DCA-sn
- 5	45D7199	1	Light Strip Assembly, Rear

Assembly 12: 'A' frame assembly, options



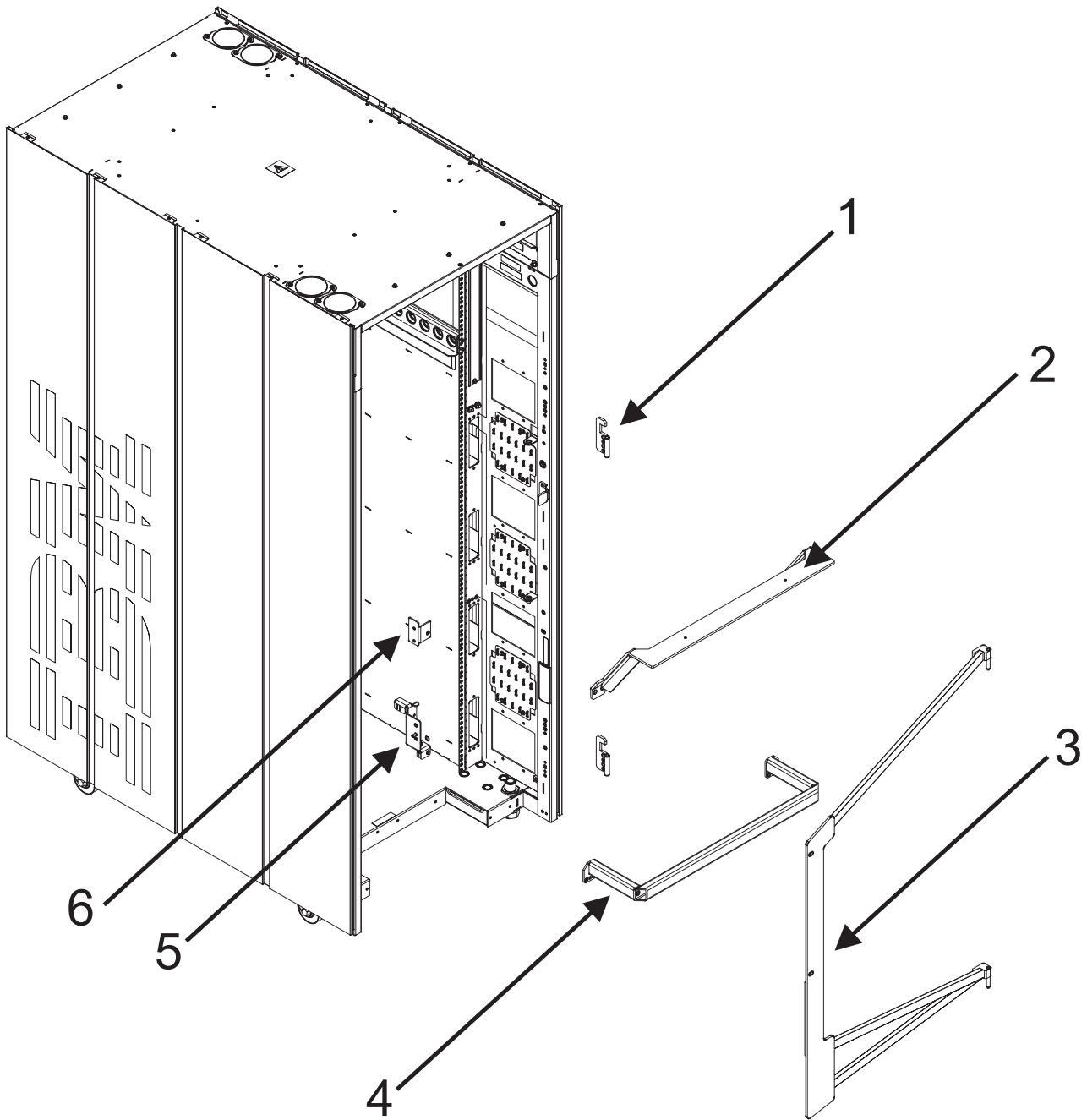
Asm-Index	Part Number	Units	Description
12 - 1	11P3834	4	Battery Rail
- 2	16R0027	AR	Use 77G0599 (4) Screw Plate, 2 EIA, Front
- 3	45D7778	2	Use 77G0599, (4) Screw, 74F1823, (4) Nut Clip Integrated Battery Feature (IBF)- ED
- 4	41V1238	2	Use 77G0599, (2) Screw, 74F1823, (2) Nut Clip Power Sequence Controller (PSC) Use 2665525 (2) Screw

Assembly 13: 'A' frame assembly



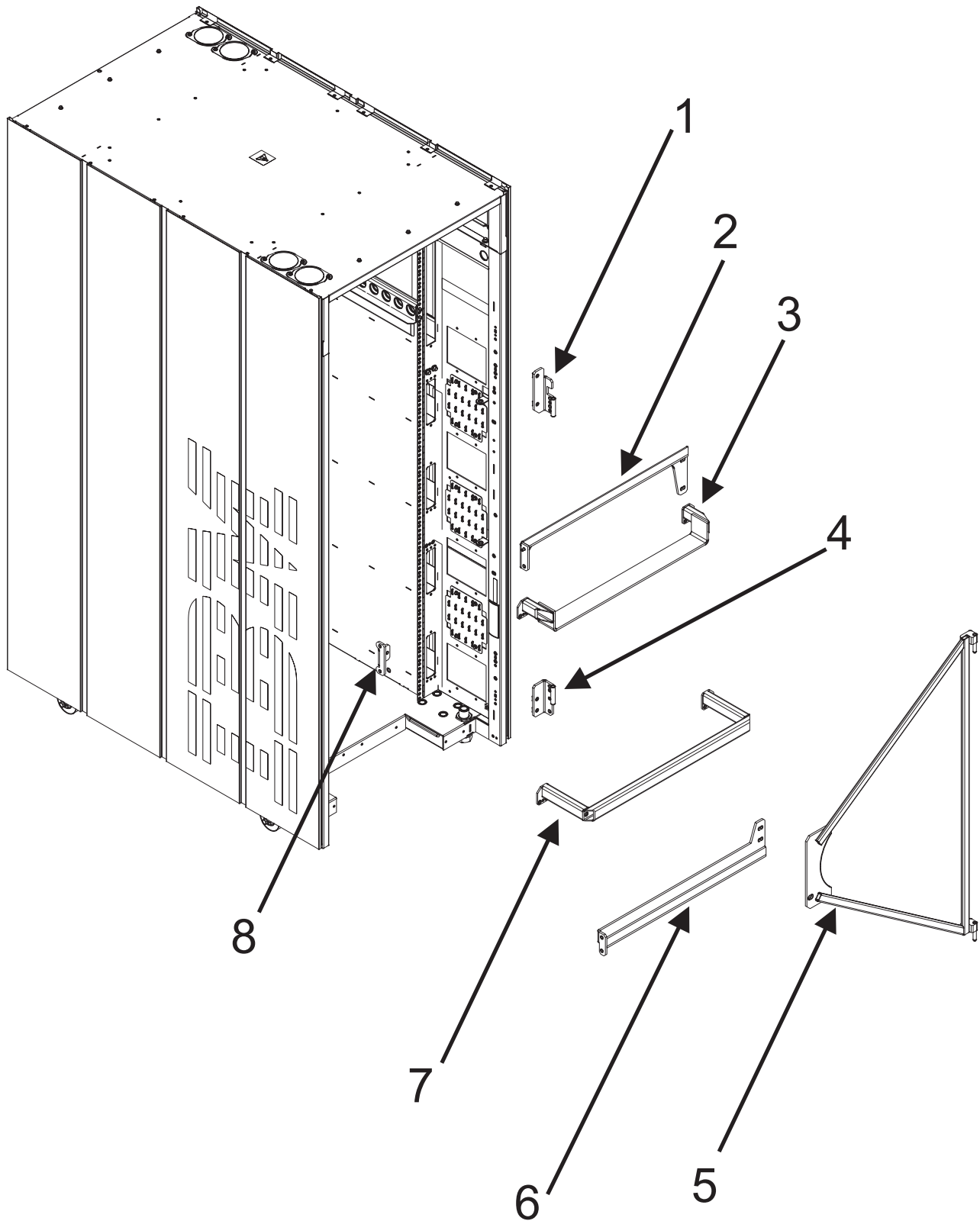
Asm-Index	Part Number	Units	Description
13 - 1	46K3783	1	Unit Emergency Power Off (UEPO) Switch
			Use 2665525 (2) Screw
- 2	15R8697	1	Latch, Open
- 3	44P0967	2	Bracket, Shipping
			Use 1624803 (1) Screw
- 4	45D8579	2	Power On Card
- 5	74Y0624	1	SE Mounting Assembly
			Use 1621598 (2) Screw, Use 15R8689 (2) Bushing, Use 44P2381 (2) Nylon Bushing
- 6	46K3674	2	Laptop Tray Kit
- 7	45D9913	1	Tray Mounting Bracket
			Use 1624803 (4) Screw
- 8	45D9912	2	Tray Mounting Bracket
			Use 1624803 (2) Screw
- 9	15R8697	1	Latch, Closed
			Use 1624803 (2) Screw

Assembly 14: 'A' frame assembly, Front, Earth Quake



Asm-Index	Part Number	Units	Description
14 - 1	41U9378	2	Hinge
- 2	45D1612	1	Use 1624804 (2) Screw Bracket, Frame Stiffening
- 3	41U9375	1	Use 1624804 (4) Screw Bracket, Frame Stiffening, Front
- 4	12R8923	1	Use 1624804 (2) Screw Bracket, Frame Stiffening
- 5	46K3226	1	Use 1624804 (4) Screw SE Latch
- 6	46K3225	2	Use 1624804 (2) Screw Latch
			Use 77G0599 (4) Screw

Assembly 15: 'A' frame assembly, Rear, Earth Quake



Asm-Index	Part Number	Units	Description
15 - 1	41U9379	1	Hinge, Upper
- 2	41U9377	1	Use 1624804 (2) Screw Bracket, Upper, Frame Stiffening
- 3	11P3532	1	Use 1624804 (3) Screw Bracket, Frame Stiffening
- 4	41U9376	1	Use 1624804 (4) Screw Hinge, Lower
- 5	74Y0258	1	Use 1624804 (2) Screw Bracket, Frame Stiffening, Rear
- 6	45D9935	1	Use 1624814 (1) Latch Screw Bracket, Lower, Frame Stiffening
- 7	12R8923	1	Use 1624804 (3) Screw Bracket, Frame Stiffening
-8	12R8987	1	Use 1624804 (4) Screw Latch
			Use 1624804 (2) Screw

Cable guide

Assembly 16: power cords

Asm-Index	Part Number	Units	Description
16 -	41U0100	AR	Power Cord, 6 ft., 3 Phase, Chicago, 480V
-	41U0101	AR	11P0344 - 30A / 480V, Hubbell, HBL430P7V05 Power Cord, 14 ft., 3 Phase, USA, 480V
-	41U0092	AR	11P0344 - 30A / 480V, Hubbell, HBL430P7V05 Power Cord, 6 ft., 3 Phase, Chicago, IEC-309
-	41U0093	AR	42P4215 - 30A / 250V, Hubbell, 430P9V04 Power Cord, 14 ft., 3 Phase, USA, Canada, Japan, IEC-309
-	41U0108	AR	42P4215 - 30A / 250V, Hubbell, 430P9V04 Power Cord, 14 ft., 3 Phase, World Trade, No connector
-	15R8777	AR	Power Cord, 14 ft., 3 Phase, World Trade, Low Smoke Zero Halogen, No connector
-	41U0110	AR	Power Cord, 6 ft., 1 Phase, Chicago, IEC-309
-	41U0111	AR	44P4216 - 30A / 250V, Hubbell, HBL330P6V03 Power Cord, 14 ft., 1 Phase, USA, Canada, Japan, IEC-309
-	15R8267	AR	44P4216 - 30A / 250V, Hubbell, HBL330P6V03 Power Cord, 14 ft., 1 Phase, World Trade, Line to Line, Low Smoke Zero Halogen, No connector
-	41U0112	AR	Power Cord, 14 ft., 1 Phase, World Trade, Line to Line, No connector
-	41U7699	AR	Power Cord, 6 ft., 3 Phase, USA, 480V
-	41U7700	AR	11P0344 - 30A / 480V, Hubbell, HBL430P7V05 Power Cord, 6 ft., 3 Phase, USA Canada, Japan,, IEC-309
-	41U7701	AR	44P4215 - 30A / 250V, Hubbell, HBL430P9V04 Power Cord, 6 ft., 3 Phase, USA, 380 - 570 VDC
-	41U7702	AR	74Y1073 - 30A / 570VDV, Hubbell, HBL330P8V0DC Power Cord, 6 ft., 1 Phase, USA Canada, Japan,, IEC-309
-	74Y1074	AR	44P4216 - 30A / 250V, Hubbell, HBL4330P6V03 Power Cord, 14 ft., 3 Phase, USA, 380 - 570 VDC
-	74Y1075	AR	74Y1073 - 30A / 570VDV, Hubbell, HBL330P8V0DC Power Cord, 14 ft., DC, 300 - 600 VDC, No connector
-	74Y1076	AR	Power Cord, 14 ft., DC, 300 - 600 VDC, Low Smoke Zero Halogen, No connector
-	74Y1096	AR	Power Cord, 14 ft., 3 Phase, World Trade, No connector
-	74Y1098	AR	Power Cord, 14 ft., 3 Phase, DC, 300 - 600 VDC, No connector
-	74Y1100	AR	Power Cord, 14 ft., 1 Phase, World Trade, Line to Line, No connector

Assembly 17: cable assemblies

Asm-Index	Part Number	Units	Description
17 -	12R9286	AR	Cable Assembly, FTS Trunk, 6 ft (ESCON)
-	12R9287	AR	Cable Assembly, FTS Trunk, 5 ft (ESCON)
-	12R9288	AR	Cable Assembly, FTS Trunk, 8.5 ft (ESCON)
-	45D3344	AR	Cable Assembly, FTS Trunk, 3.5 ft (ESCON)

Asm-Index	Part Number	Units	Description
-	45D7165	AR	Cable Assembly, FTS Trunk, 6.6 ft (SM FICON)
-	15R7525	AR	Cable Assembly, FTS Trunk, 8.5 ft (SM FICON)
-	74Y0848	AR	Cable Assembly, BPCA-P10 to AMD's (Super)
-	74Y0849	AR	Cable Assembly, BPCB-P10 to AMD's (Super)
-	74Y0855	AR	Cable Assembly, BPCA-P11 to DCA's (Super)
-	74Y0856	AR	Cable Assembly, BPCB-P11 to DCA's (Super)
-	74Y0850	AR	Cable Assembly, BPD1A-P09 to AMD's (Super)
-	74Y0851	AR	Cable Assembly, BPD1B-P09 to AMD's (Super)
-	74Y0857	AR	Cable Assembly, BPD1A-P10 to DCA's (Super)
-	74Y0858	AR	Cable Assembly, BPD1B-P10 to DCA's (Super)
-	74Y0950	AR	Cable Assembly, DCA-1 UPIC, PS05-P08 (BPCA)
-	74Y0951	AR	Cable Assembly, DCA-1 UPIC, PS25-P08 (BPCB)
-	74Y0952	AR	Cable Assembly, DCA-2 UPIC, PS05-P09 (BPCA)
-	74Y0953	AR	Cable Assembly, DCA-2 UPIC, PS25-P09 (BPCB)
-	74Y0956	AR	Cable Assembly, DCA-1 UPIC, PS06-P05 (BPD1A)
-	74Y0957	AR	Cable Assembly, DCA-1 UPIC, PS26-P05 (BPD1B)
-	74Y0958	AR	Cable Assembly, DCA-2 UPIC, PS06-P06 (BPD1A)
-	74Y0959	AR	Cable Assembly, DCA-2 UPIC, PS26-P06 (BPD1B)
-	74Y0960	AR	Cable Assembly, DCA-1 UPIC, PS06-P07 (BPD1A)
-	74Y0961	AR	Cable Assembly, DCA-1 UPIC, PS26-P07 (BPD1B)
-	74Y0962	AR	Cable Assembly, DCA-2 UPIC, PS06-P08 (BPD1A)
-	74Y0963	AR	Cable Assembly, DCA-2 UPIC, PS26-P08 (BPD1B)
-	74Y09564	AR	Cable Assembly, DCA-1 UPIC, PS06-P03 (BPD1A)
-	74Y09565	AR	Cable Assembly, DCA-1 UPIC, PS26-P03 (BPD1B)
-	74Y09566	AR	Cable Assembly, DCA-2 UPIC, PS06-P04 (BPD1A)
-	74Y09567	AR	Cable Assembly, DCA-2 UPIC, PS26-P04 (BPD1B)
-	74Y09568	AR	Cable Assembly, DCA-1 UPIC, PS06-P07 (BPD1A)
-	74Y09569	AR	Cable Assembly, DCA-1 UPIC, PS26-P07 (BPD1B)
-	74Y09570	AR	Cable Assembly, DCA-2 UPIC, PS06-P08 (BPD1A)
-	74Y09571	AR	Cable Assembly, DCA-2 UPIC, PS26-P08 (BPD1B)
-	74Y09572	AR	Cable Assembly, DCA-1 UPIC, PS06-P05 (BPD1A)
-	74Y09573	AR	Cable Assembly, DCA-1 UPIC, PS26-P05 (BPD1B)
-	74Y09574	AR	Cable Assembly, DCA-2 UPIC, PS06-P06 (BPD1A)
-	74Y09575	AR	Cable Assembly, DCA-2 UPIC, PS26-P06 (BPD1B)
-	45D2690	AR	Cable Assembly, DCA-1 to Light Strips
-	45D2691	AR	Cable Assembly, DCA-2 to Light Strips
-	45D2693	AR	Cable Assembly, DCA-1 to Fan-1
-	45D2694	AR	Cable Assembly, DCA-2 to Fan-2
-	41V0138	AR	Cable Assembly, E/Net 1.4 Meter Long (Field Spare)
-	41V0476	AR	Cable Assembly, E/Net 2.0 Meter Long (Field Spare)
-	41V0477	AR	Cable Assembly, E/Net 3.0 Meter Long (Field Spare)
-	41V0478	AR	Cable Assembly, E/Net 4.0 Meter Long (Field Spare)

Asm-Index	Part Number	Units	Description
-	74Y0884	AR	Cable Assembly, E/Net 4.0 Meter Long, Cat 5e, (Field Spare)
-	74Y0885	AR	Cable Assembly, UPIC for CPC DCA's (Field Spare)
-	74Y0862	AR	Cable Assembly, Light Strip
-	45D3098	AR	Cable Assembly, UPIC for I/O Cage DCA's (Field Spare)
-	74Y0954	AR	Cable Assembly, UPIC for I/O Cage DCA's (Field Spare)
-	15R8270	AR	Cable Assembly, Push / Pull Kit (Field Spare)
-	74Y0827	AR	Cable Assembly, BPCA-P04 to UEPO (A-Side)
-	74Y0828	AR	Cable Assembly, BPCA-P04 to UEPO (B-Side)
-	74Y0829	AR	Cable Assembly, X-Comm BPCA-P01 to BPCB-P01
-	74Y0830	AR	Cable Assembly, X-Power BPCA-P07 to BPCB-P07
-	74Y0839	AR	Cable Assembly, BPCA-P03 to HUBA-P09 (E/Net)
-	74Y0840	AR	Cable Assembly, BPCA-P02 to HUBB-P09 (E/Net)
-	74Y0841	AR	Cable Assembly, BPCB-P02 to HUBB-P10 (E/Net)
-	74Y0842	AR	Cable Assembly, BPCB-P03 to HUBA-P10 (E/Net)
-	74Y0922	AR	Cable Assembly, BPCA-P05 to SE-1 (Power)
-	45D3857	AR	Cable Assembly, BPCB to SE-2 (Power)
-	74Y0832	AR	Cable Assembly, HUBA-P03 to HUBB-P03 (E/Net)
-	74Y0832	AR	Cable Assembly, HUBB-P04 to HUBA-P04 (E/Net)
-	74Y0834	AR	Cable Assembly, HUBA-P05 to SE-1 (E/Net)
-	74Y0835	AR	Cable Assembly, HUBB-P05 to SE-2 (E/Net)
-	74Y0860	AR	Cable Assembly, ECF-1 to Light Strip (Front)
-	74Y0861	AR	Cable Assembly, ECF-2 to Light Strip (Front)
-	74Y0843	AR	Cable Assembly, HUBA-P15 to CPC FSP 1 (E/Net)
-	74Y0844	AR	Cable Assembly, HUBB-P15 to CPC FSP 1 (E/Net)
-	74Y0845	AR	Cable Assembly, HUBA-P16 to CPC FSP 2 (E/Net)
-	74Y0846	AR	Cable Assembly, HUBB-P16 to CPC FSP 2 (E/Net)
-	74Y0886	AR	Cable Assembly, HUBA-P17 to CPC FSP 1 (E/Net)
-	74Y0887	AR	Cable Assembly, HUBB-P17 to CPC FSP 1 (E/Net)
-	74Y0888	AR	Cable Assembly, HUBA-P18 to CPC FSP 2 (E/Net)
-	74Y0889	AR	Cable Assembly, HUBB-P18 to CPC FSP 2 (E/Net)
-	74Y0925	AR	Cable Assembly, HUBA-P19 to CPC DCA-1 (E/Net)
-	74Y0926	AR	Cable Assembly, HUBB-P19 to CPC DCA-1 (E/Net)
-	74Y0927	AR	Cable Assembly, HUBA-P20 to CPC DCA-2 (E/Net)
-	74Y0928	AR	Cable Assembly, HUBB-P20 to CPC DCA-2 (E/Net)
-	74Y0929	AR	Cable Assembly, HUBA-P21 to CPC DCA-1 (E/Net)
-	74Y0930	AR	Cable Assembly, HUBB-P21 to CPC DCA-1 (E/Net)
-	74Y0931	AR	Cable Assembly, HUBA-P22 to CPC DCA-2 (E/Net)
-	74Y0932	AR	Cable Assembly, HUBB-P22 to CPC DCA-2 (E/Net)
-	74Y0933	AR	Cable Assembly, HUBA-P23 to CPC DCA-1 (E/Net)
-	74Y0934	AR	Cable Assembly, HUBB-P23 to CPC DCA-1 (E/Net)
-	74Y0935	AR	Cable Assembly, HUBA-P24 to CPC DCA-2 (E/Net)
-	74Y0936	AR	Cable Assembly, HUBB-P24 to CPC DCA-2 (E/Net)
-	74Y0937	AR	Cable Assembly, HUBA-P17 to CPC DCA-1 (E/Net)
-	74Y0938	AR	Cable Assembly, HUBB-P17 to CPC DCA-1 (E/Net)
-	74Y0939	AR	Cable Assembly, HUBA-P18 to CPC DCA-2 (E/Net)

Asm-Index	Part Number	Units	Description
-	74Y0940	AR	Cable Assembly, HUBB-P18 to CPC DCA-2 (E/Net)
-	74Y0941	AR	Cable Assembly, HUBA-P23 to CPC DCA-1 (E/Net)
-	74Y0942	AR	Cable Assembly, HUBB-P23 to CPC DCA-1 (E/Net)
-	74Y0943	AR	Cable Assembly, HUBA-P24 to CPC DCA-2 (E/Net)
-	74Y0944	AR	Cable Assembly, HUBB-P24 to CPC DCA-2 (E/Net)
-	74Y0945	AR	Cable Assembly, HUBA-P21 to CPC DCA-1 (E/Net)
-	74Y0946	AR	Cable Assembly, HUBB-P21 to CPC DCA-1 (E/Net)
-	74Y0947	AR	Cable Assembly, HUBA-P22 to CPC DCA-2 (E/Net)
-	74Y0948	AR	Cable Assembly, HUBB-P22 to CPC DCA-2 (E/Net)
-	74Y0836	AR	Cable Assembly, BPHA-P07 to I/O Card (Cat 5e / E/Net)
-	74Y0837	AR	Cable Assembly ,BPHB-P07 to I/O Card (Cat 5e / E/Net)
-	74Y1031	AR	Cable Assembly, EMC Plug for Unused Ports
-	74Y1043	AR	Cable Assembly, 1.5 Meter Long (A09 Front)
-	74Y1044	AR	Cable Assembly, 2.0 Meter Long (A02 Front)
-	74Y1045	AR	Cable Assembly, 2.5 Meter Long (A09 Rear)
-	74Y1046	AR	Cable Assembly, 3.0 Meter Long (A02 Rear)
-	74Y9045	AR	Wrap Plug: SAS-HD
-	74Y9032	AR	Cable Assembly, 1.2 Meter Long, 6 gig, SAS-HD
-	15R7765	AR	Cable Assembly, EMC Plug for Unused Ports
-	15R7766	AR	Cable Assembly, Wrap Plug
-	44V3425	AR	Cable Assembly, 2.5 Meter Long (A06, A11 and A16)
-	45V3427	AR	Cable Assembly, 3.5 Meter (A02)
-	45D3053	AR	Dummy Plug: E/Net Port on BPH
-	15R7543	AR	Cable Assembly, BPR to IBF (Short)
-	15R8773	AR	Cable Assembly, MTP to MTP, 500mm Long (Wrap Test)
-	41V2466	AR	Cable Assembly, MTP to MTP, 10 Meter Long
-	41V2467	AR	Cable Assembly, MTP to MTP, 20 Meter Long
-	41V2468	AR	Cable Assembly, MTP to MTP, 40 Meter Long
-	41V2469	AR	Cable Assembly, MTP to MTP, 80 Meter Long
-	41V2470	AR	Cable Assembly, MTP to MTP, 120 Meter Long
-	41V2471	AR	Cable Assembly, MTP to MTP, 150 Meter Long
-	41V2082	AR	Cable Assembly, MTP to MTP, 200 Meter Long
-	41V2083	AR	Cable Assembly, MTP to MTP, Custom Length
-	45D2695	AR	Cable Assembly, Dual PSC Box's (Slot LG11)
-	41V0143	AR	Cable Assembly, Ethernet (50ft)

Appendix. Notices

This information was developed for products and services offered in the USA

IBM may not offer the products, services, or features discussed in this document in other countries. Consult your local IBM representative for information on the products and services currently available in your area. Any reference to an IBM product, program, or service is not intended to state or imply that only that IBM product, program, or service may be used. Any functionally equivalent product, program, or service that does not infringe any IBM intellectual property right may be used instead. However, it is the user's responsibility to evaluate and verify the operation of any non-IBM product, program, or service.

IBM may have patents or pending patent applications covering subject matter described in this document. The furnishing of this document does not grant you any license to these patents. You can send license inquiries, in writing, to:

*IBM Director of Licensing
IBM Corporation
North Castle Drive
Armonk, NY 10504-1785 USA*

The following paragraph does not apply to the United Kingdom or any other country where such provisions are inconsistent with local law:

INTERNATIONAL BUSINESS MACHINES CORPORATION PROVIDES THIS PUBLICATION "AS IS" WITHOUT WARRANTY OF ANY KIND, EITHER EXPRESS OR IMPLIED, INCLUDING, BUT NOT LIMITED TO, THE IMPLIED WARRANTIES OF NON-INFRINGEMENT, MERCHANTABILITY OR FITNESS FOR A PARTICULAR PURPOSE. Some states do not allow disclaimer of express or implied warranties in certain transactions, therefore, this statement may not apply to you.

This information could include technical inaccuracies or typographical errors. Changes are periodically made to the information herein; these changes will be incorporated in new editions of the publication. IBM may make improvements and/or changes in the product(s) and/or the program(s) described in this publication at any time without notice.

Any references in this information to non-IBM websites are provided for convenience only and do not in any manner serve as an endorsement of those websites. The materials at those websites are not part of the materials for this IBM product and use of those websites is at your own risk.

IBM may use or distribute any of the information you supply in any way it believes appropriate without incurring any obligation to you.

Any performance data contained herein was determined in a controlled environment. Therefore, the results obtained in other operating environments may vary significantly. Some measurements may have been made on development-level systems and there is no guarantee that these measurements will be the same on generally available systems. Furthermore, some measurements may have been estimated through extrapolation. Actual results may vary. Users of this document should verify the applicable data for their specific environment.

Information concerning non-IBM products was obtained from the suppliers of those products, their published announcements or other publicly available sources. IBM has not tested those products and

cannot confirm the accuracy of performance, compatibility or any other claims related to non-IBM products. Questions on the capabilities of non-IBM products should be addressed to the suppliers of those products.

All statements regarding IBM's future direction or intent are subject to change or withdrawal without notice, and represent goals and objectives only.

All IBM prices shown are IBM's suggested retail prices, are current and are subject to change without notice. Dealer prices may vary.

This information is for planning purposes only. The information herein is subject to change before the products described become available.

This information contains examples of data and reports used in daily business operations. To illustrate them as completely as possible, the examples include the names of individuals, companies, brands, and products. All of these names are fictitious and any similarity to the names and addresses used by an actual business enterprise is entirely coincidental.

If you are viewing this information softcopy, the photographs and color illustrations may not appear.

Trademarks

IBM, the IBM logo, and ibm.com[®] are trademarks or registered trademarks of International Business Machines Corporation in the United States, other countries, or both. If these and other IBM trademarked terms are marked on their first occurrence in this information with a trademark symbol ([®] or [™]), these symbols indicate US registered or common law trademarks owned by IBM at the time this information was published. Such trademarks may also be registered or common law trademarks in other countries. A current list of IBM trademarks is available on the web at "Copyright and trademark information" at www.ibm.com/legal/us/en/copytrade.shtml.

Adobe is a registered trademark of Adobe Systems Incorporated in the United States, and/or other countries.

Other product and service names might be trademarks of IBM or other companies.

Electronic emission notices

The following statement applies to this IBM product. The statement for other IBM products intended for use with this product will appear in their accompanying manuals.

Federal Communications Commission (FCC) Statement

Note: This equipment has been tested and found to comply with the limits for a Class A digital device, pursuant to Part 15 of the FCC Rules. These limits are designed to provide reasonable protection against harmful interference when the equipment is operated in a commercial environment. This equipment generates, uses, and can radiate radio frequency energy and, if not installed and used in accordance with the instructions contained in the installation manual, may cause harmful interference to radio communications. Operation of this equipment in a residential area is likely to cause harmful interference, in which case the user will be required to correct the interference at his own expense.

Properly shielded and grounded cables and connectors must be used in order to meet FCC emission limits. IBM is not responsible for any radio or television interference caused by using other than recommended cables and connectors, by installation or use of this equipment other than

as specified in the installation manual, or by any other unauthorized changes or modifications to this equipment. Unauthorized changes or modifications could void the user's authority to operate the equipment.

This device complies with Part 15 of the FCC Rules. Operation is subject to the following two conditions: (1) this device may not cause harmful interference, and (2) this device must accept any interference received, including interference that may cause undesired operation.

Canadian Department of Communications Compliance Statement

This Class A digital apparatus complies with Canadian ICES-003.

Avis de conformité aux normes du ministère des Communications du Canada

Cet appareil numérique de la classe A est conforme à la norme NMB-003 du Canada.

European Union (EU) Electromagnetic Compatibility Directive

This product is in conformity with the protection requirements of EU Council Directive 2004/108/EC on the approximation of the laws of the Member States relating to electromagnetic compatibility. IBM cannot accept responsibility for any failure to satisfy the protection requirements resulting from a non-recommended modification of the product, including the fitting of non-IBM option cards.

This product has been tested and found to comply with the limits for Class A Information Technology Equipment according to European Standard EN 55022. The limits for Class equipment were derived for commercial and industrial environments to provide reasonable protection against interference with licensed communication equipment.

Warning: This is a Class A product. In a domestic environment, this product may cause radio interference in which case the user may be required to take adequate measures.

European Community contact:

IBM Technical Regulations
Pascalstr. 100, Stuttgart, Germany 70569
Telephone: 0049 (0) 711 785 1176
Fax: 0049 (0) 711 785 1283
email: tjahn@de.ibm.com

EC Declaration of Conformity (In German)

Deutschsprachiger EU Hinweis: Hinweis für Geräte der Klasse A EU-Richtlinie zur Elektromagnetischen Verträglichkeit

Dieses Produkt entspricht den Schutzanforderungen der EU-Richtlinie 89/336/EWG zur Angleichung der Rechtsvorschriften über die elektromagnetische Verträglichkeit in den EU-Mitgliedsstaaten und hält die Grenzwerte der EN 55022 Klasse A ein.

Um dieses sicherzustellen, sind die Geräte wie in den Handbüchern beschrieben zu installieren und zu betreiben. Des Weiteren dürfen auch nur von der IBM empfohlene Kabel angeschlossen werden. IBM übernimmt keine Verantwortung für die Einhaltung der Schutzanforderungen, wenn das Produkt ohne Zustimmung der IBM verändert bzw. wenn Erweiterungskomponenten von Fremdherstellern ohne Empfehlung der IBM gesteckt/eingebaut werden.

EN 55022 Klasse A Geräte müssen mit folgendem Warnhinweis versehen werden:
"Warnung: Dieses ist eine Einrichtung der Klasse A. Diese Einrichtung kann im Wohnbereich Funk-Störungen verursachen; in diesem Fall kann vom Betreiber verlangt werden, angemessene Maßnahmen zu ergreifen und dafür aufzukommen."

Deutschland: Einhaltung des Gesetzes über die elektromagnetische Verträglichkeit von Geräten

Dieses Produkt entspricht dem "Gesetz über die elektromagnetische Verträglichkeit von Geräten (EMVG)". Dies ist die Umsetzung der EU-Richtlinie 89/336/EWG in der Bundesrepublik Deutschland.

Zulassungsbescheinigung laut dem Deutschen Gesetz über die elektromagnetische Verträglichkeit von Geräten (EMVG) vom 18. September 1998 (bzw. der EMC EG Richtlinie 89/336) für Geräte der Klasse A.

Dieses Gerät ist berechtigt, in Übereinstimmung mit dem Deutschen EMVG das EG-Konformitätszeichen - CE - zu führen.

Verantwortlich für die Konformitätserklärung nach Paragraf 5 des EMVG ist die IBM Deutschland GmbH, 70548 Stuttgart.

Informationen in Hinsicht EMVG Paragraf 4 Abs. (1) 4:

Das Gerät erfüllt die Schutzanforderungen nach EN 55024 und EN 55022 Klasse A.

update: 2004/12/07

People's Republic of China Class A Compliance Statement

This is a Class A product. In a domestic environment, this product may cause radio interference in which case the user may need to perform practical actions.

声 明

此为 A 级产品, 在生活环境中, 该产品可能会造成无线电干扰。在这种情况下, 可能需要用户对其干扰采取切实可行的措施。

Japan Class A Compliance Statement

This is a Class A product based on the standard of the VCCI Council. If this equipment is used in a domestic environment, radio interference may occur, in which case, the user may be required to take corrective actions.

この装置は、クラスA情報技術装置です。この装置を家庭環境で使用すると電波妨害を引き起こすことがあります。この場合には使用者が適切な対策を講ずるよう要求されることがあります。 VCCI-A

Korean Class A Compliance Statement

이 기기는 업무용(A급)으로 전자파적합등록을 한 기기이오니
판매자 또는 사용자는 이 점을 주의하시기 바라며, 가정외의
지역에서 사용하는 것을 목적으로 합니다.

Taiwan Class A Compliance Statement

Warning: This is a Class A product. In a domestic environment, this product may cause radio interference in which case the user will be required to take adequate measures.

警告使用者：
這是甲類的資訊產品，在
居住的環境中使用時，可
能會造成射頻干擾，在這
種情況下，使用者會被要
求採取某些適當的對策。

台灣IBM 產品服務聯絡方式：
台灣國際商業機器股份有限公司
台北市松仁路7號3樓
電話：0800-016-888



Printed in USA

GC28-6908-00

